

CENTRIFUGAL PUMPS - in AISI 304

Single impeller centrifugal pumps with hydraulic components manufactured from stainless steel AISI 304, suitable for pressure boosting, water supply, treatment & irrigation, air-conditioning system and general water pumping including moderately aggressive liquids.



SPECIFICATIONS

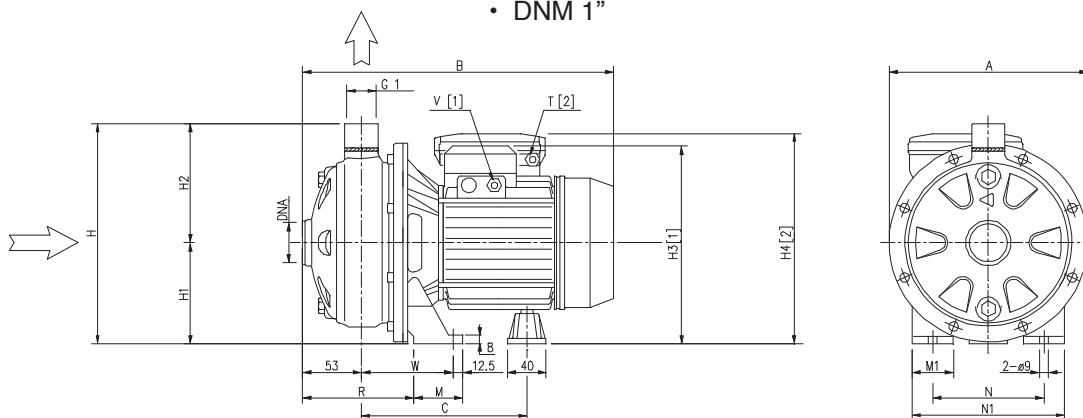
- Maximum working pressure : 8 bar
- Maximum liquid temperature : 35°C according EN 60335-2-41 for domestic uses
60°C for other uses of CDX 70/05-70/07-90/10
90°C for other uses
110°C for H version

MATERIALS

- Pump body, impeller, diffuser and casing cover in AISI 304
- Shaft in AISI 303
- Bracket and motor casing in aluminium
- Mechanical seal in carbon/ceramic/NBR
- Special mechanical seal is available on request

TECHNICAL DATA

- T.E.F.C. 2 pole motor
- Insulation: Class F
- Protection degree: IP55
- 1~230V ± 10% 50Hz, 3~230/400V ± 10% 50Hz
- Permanent split capacitor and automatic thermal overload protection for single-phase version
- Thermal protection to be provided by the user for three-phase version
- DNM 1"

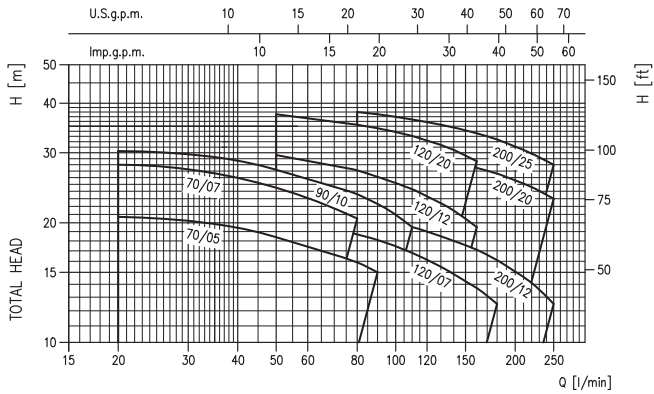


DIMENSIONAL TABLE

Pump type		Dimensions (mm)																Weight Kg			
		A	B		C	H	H1	H2	H3	H4	M	M1	N	N1	R	T	W	DNA	Single-phase	Three-phase	
Single-phase	Three-phase		1~	3~																	
CDXM 70/05	CDX 70/05	208	318	318	178	229.5	106	123.5	209	215	50	38	120	160	108	PG11	92.5	G 1 1/4			
CDXM 70/07	CDX 70/07	208	318	318	178	229.5	106	123.5	209	215	50	38	120	160	108	PG11	92.5	G 1 1/4	9.1	9.1	
CDXM 90/10	CDX 90/10	208	318	318	178	229.5	106	123.5	209	215	50	38	120	160	108	PG11	92.5	G 1 1/4	10.4	10.4	
CDXM 120/07	CDX 120/07	208	318	318	178	229.5	106	123.5	209	215	50	38	120	160	108	PG11	92.5	G 1 1/4	11.9	11.9	
CDXM 120/12	CDX 120/12	208	318	318	178	229.5	106	123.5	209	215	50	38	120	160	108	PG13.5	92.5	G 1 1/4	10.4	10.4	
CDXM 120/20	CDX 120/20	232	345	345	199	250	118	132	235	253	55	40	140	180	105.5	PG13.5	95	G 1 1/2	12.5	12.5	
CDXM 200/12	CDX 200/12	208	318	318	178	229.5	106	123.5	209	215	50	38	120	160	108	PG13.5	92.5	G 1 1/2	17.2	16.2	
CDXM 200/20	CDX 200/20	208	345	345	199	229.5	106	123.5	223	240	55	40	140	180	105.5	PG13.5	95	G 1 1/2	16.3	11.4	
	CDX 200/25	232	-	345	199	250	118	132	235	-	55	40	140	180	105.5	-	95	G 1 1/2	15.3	14.2	

PERFORMANCE CURVE

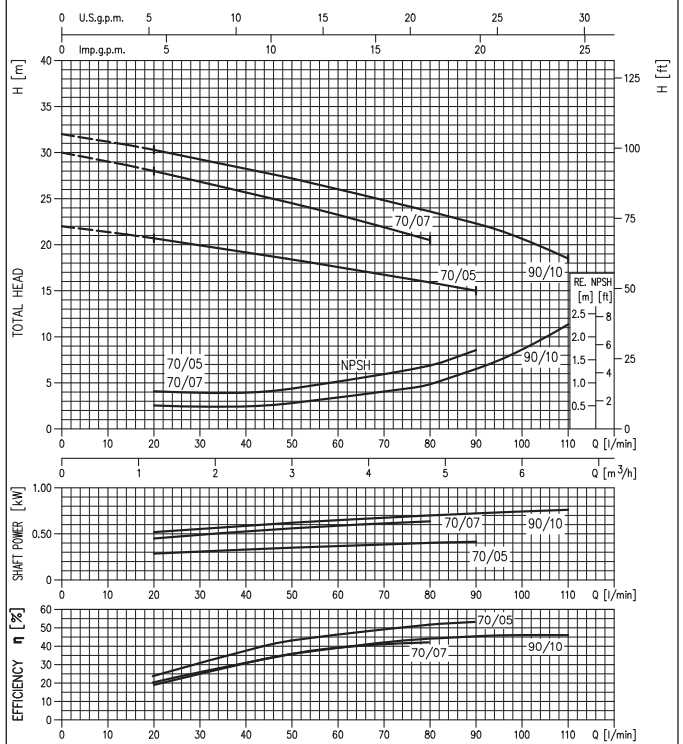
CDX Pump



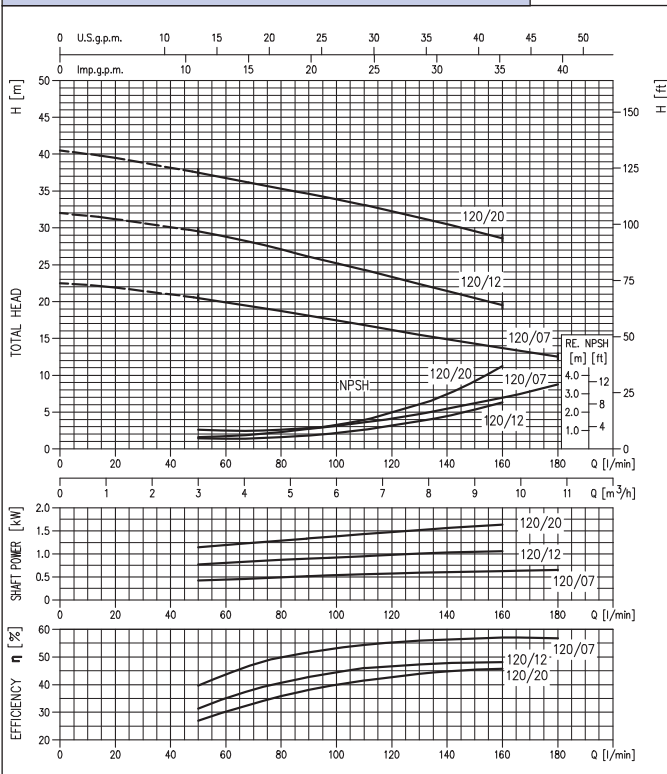
PERFORMANCE TABLE

Pump type		kW	Capacitor		Absorbed Current (A)		
Single-phase 230V 50Hz	Three-phase 230/400V 50Hz		μF	V_c	Single-phase	Three-phase 230V	Three-phase 400V
CDXM 70/05	CDX 70/05	0.37	12.5	450	3.1	2.4	1.4
CDXM 70/07	CDX 70/07	0.55	16	450	4.6	3.5	2.0
CDXM 90/10	CDX 90/10	0.75	20	450	5.6	4.0	2.3
CDXM 120/07	CDX 120/07	0.55	16	450	4.6	3.2	1.9
CDXM 120/12	CDX 120/12	0.9	31.5	450	6.9	5.2	3.0
CDXM 120/20	CDX 120/20	1.5	40	450	9.3	7.0	4.0
CDXM 200/12	CDX 200/12	0.9	31.5	450	6.3	4.7	2.7
CDXM 200/20	CDX 200/20	1.5	40	450	10.7	7.0	4.0
	CDX 200/25	1.8	-	-	-	8.2	4.8

CDX 70/CDX 90 Series



CDX 120 Series



CDX 200 Series

